
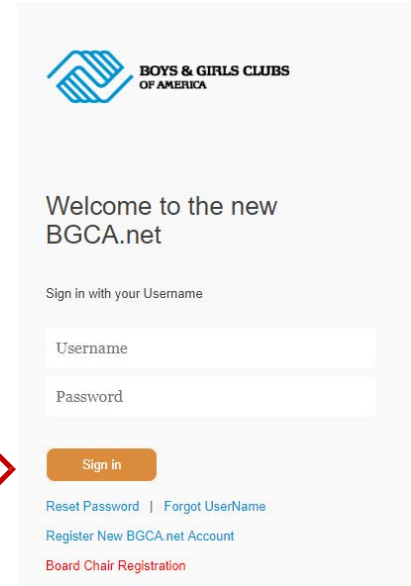


Getting Started

Access to Spillett Leadership University requires that you have a bgca.net account. If have not registered for bgca.net, please sign up and once your account is approved by your CEO or their assigned delegate you may then use BGCA.net to access Spillett Leadership University.

BGCA.net Login

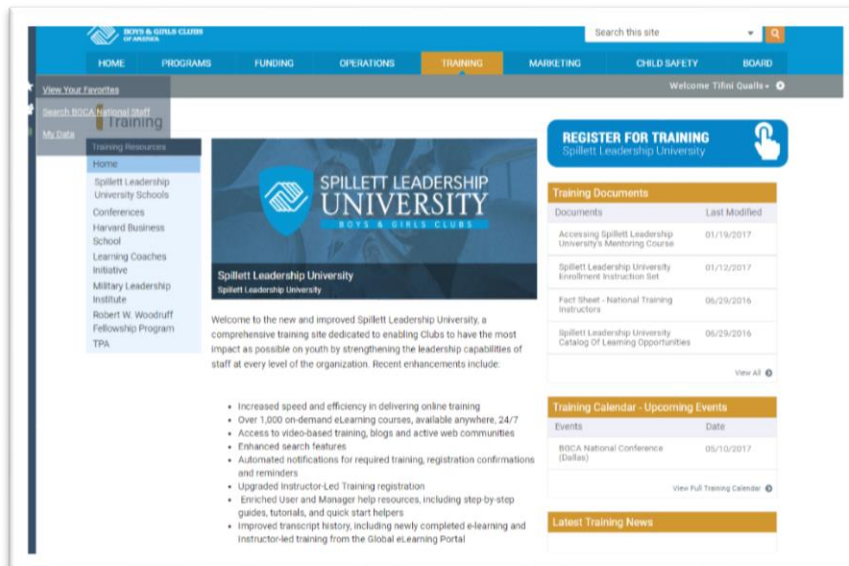
1. Go to BGCA.net/Training
2. Enter your BGCA.net username and password
3. Click Sign in 
4. Access the Training page from the menu across the top



Spillett Leadership University Access

Note: Due to recent updates Cornerstone recommends that if using Google Chrome you update to the most recent version Chrome v58. Please refer to Appendix A for instructions on how to identify your current version and reinstall the most recent version.

5. Locate and click the **Register for training** button at the top of the **Training** page or click the Commitment to Safety logo on the SLU landing page.



Abuse Prevention Training – Enrollment Reference Guide

6. First time users will be required to complete the member profile information as follows, all others skip to step 7:

- a. Complete the remaining fields and click the Submit button
- b. Review the information for accuracy and click; Confirm to complete the member profile update.

7. There are multiple ways to access Praesidium training from the SLU. From the SLU home page, choose one of the methods below:

Option 1:

Click the Commitment to Safety logo at the bottom left of the page

OR

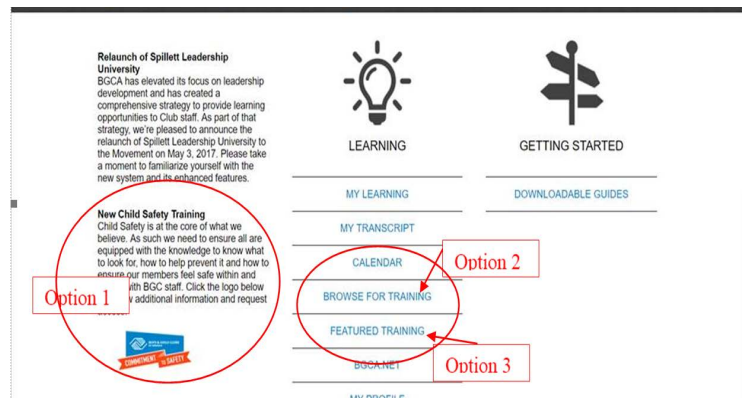
From the “Learning” menu (look for the lightbulb),

Option 2 (screenshot below):

- Click “Browse for Training”
- Type “safety” into the search bar (top, right corner of the page)
- Select “Child Safety Sexual Abuse Prevention” for the full list of courses in the curriculum
- Register for the full curriculum, or click on the course name to select individual course

Option 3:

- Click “Featured Training” to view course titles
- Click on a course title to launch the training

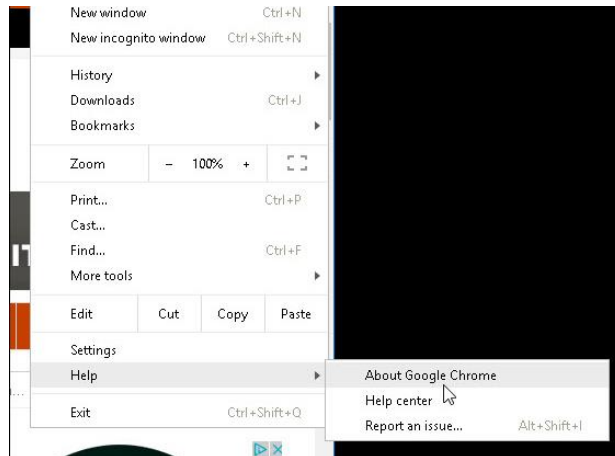


Abuse Prevention Training – Enrollment Reference Guide

Appendix A: Google Chrome Update

Due to recent technical issues recently identified, Spillett Leadership University recommends that learners install the latest google chrome update as this includes coding to correct previously identified bugs. Please following the instructions noted below to verify current version and install most recent version if needed.

To manually update to the latest version click the *Options > Help > About Google Chrome*.



There you'll see the current version you're running and that an update is available.

Click *Relaunch*, and it will update it to the latest version which should be v58.

